

Have Fun and Play Safe

at the
Playground

Parent Activity Guide

Grade 2



OPTIMIST

Bringing out the best in kids!
Riverside & Roseville Fountainbleu



HEALTH UNIT

Unité sanitaire
de Windsor - comté d'Essex

WINDSOR • ESSEX • LEAMINGTON
www.wehealthunit.org



Dear Family,

The playground is a great place for children to be active, use their imaginations, make friends, and develop skills.

The playground can also be a place where children get hurt.

Falls are the number one cause of injury at the playground.

Supervision and teaching simple safety rules are key to preventing falls at the playground.

This activity guide will help you teach and reinforce playground safety rules.

The activities can also be found on-line at
<http://wechealthunit.org/playground-safety>

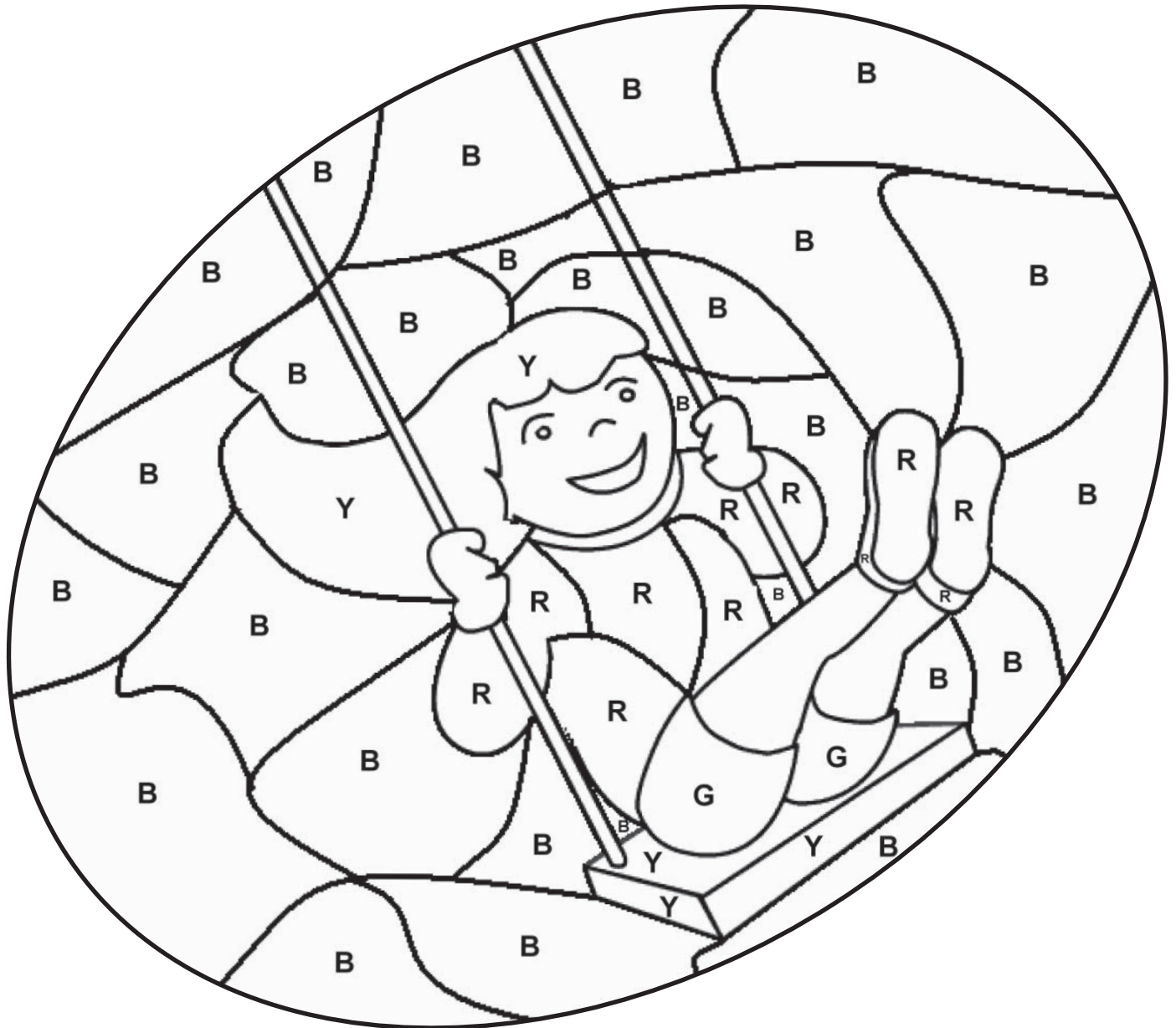


Have Fun and *Play Safe*
at the
Playground

Have Fun and Play Safe



Have Fun and Play Safe



B - Blue

G - Green

R - Red

Y - Yellow

Have Fun and Play Safe




1 - Blue

2 - Red

3 - Green

4 - Yellow

Have Fun and Play Safe



ACROSS

1. We can play _____ .
2. I will _____ my turn.
5. Watch for _____ .
7. No _____ at the playground.

DOWN

1. _____ feet down first.
3. I'll think _____ first.
4. Won't _____ .
6. I will _____ onto railings.

Danger
Helmets

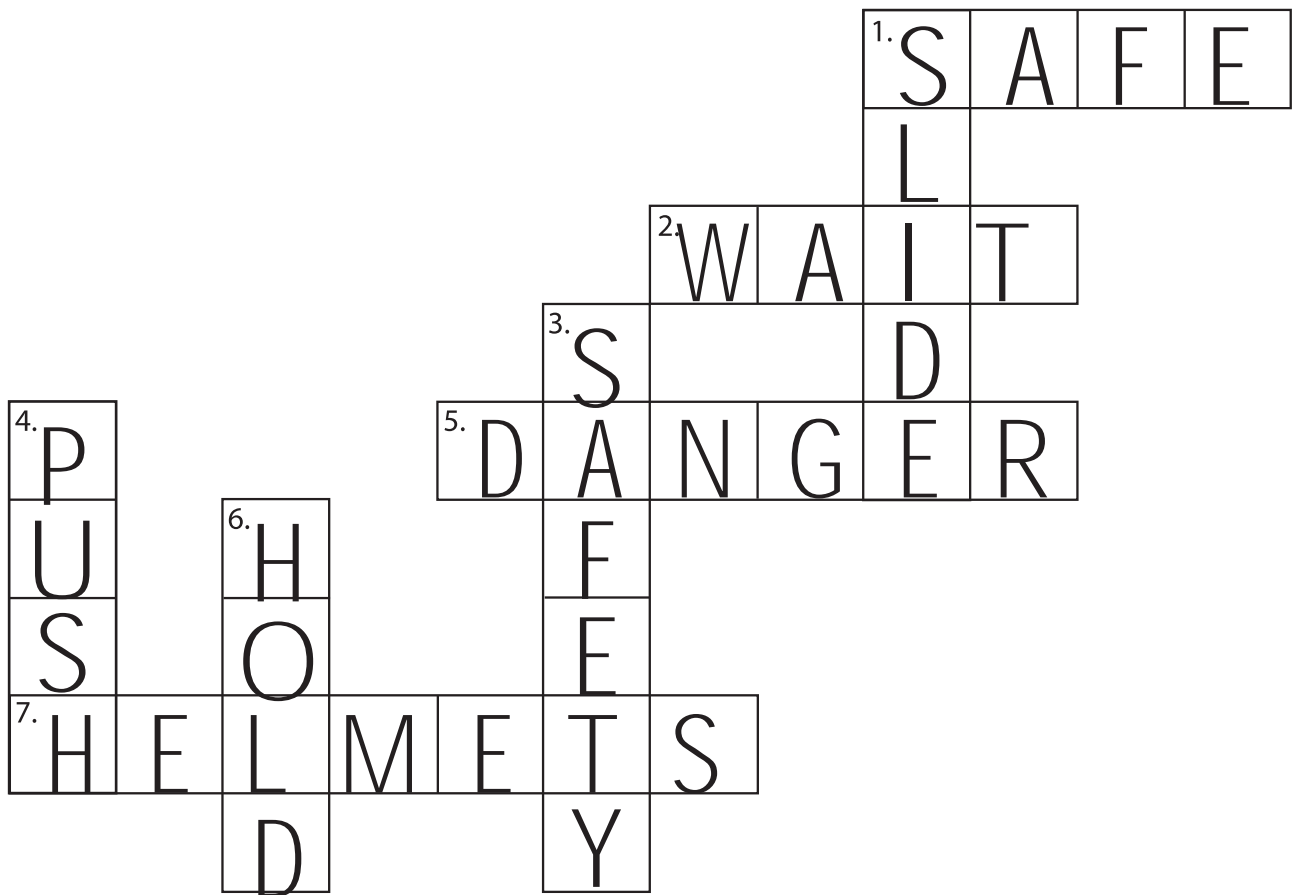
Hold
Push

Safe
Safety

Slide
Wait

Have Fun and Play Safe

Answer Key



ACROSS

1. We can play SAFE .
2. I will WAIT my turn.
5. Watch for DANGER .
7. No HELMETS at the playground.

DOWN

1. SLIDE feet down first.
3. I'll think SAFETY first.
4. Won't PUSH .
6. I will HOLD onto railings.

Danger
Helmets

Hold
Push

Safe
Safety

Slide
Wait

Have Fun and Play Safe

H A B M Y H W Y O A Q V F E Y
V M I G F A R A I O E N O S H
Y M M U T L L H C D I W E F S
T V N C E C S P I G P O M Z X
K C H C M F D L O H T D E Q T
X E T C L A S T U D S J R M U
H U Y M E I P S E V R A C S S
D S J Y H G M R A E I O D C U
D U P I I P U B S L F I B B V
V L G N I Y J H I M G A N R Z
R H M N T U R N D N T R S W Z
C S U X B I G D I W G W O X F
V U H R S S A W R O P E X N K
J P K B T M S W V D R O I B P
T X R A K B E Z W I U F O U S

Word Search List

Climbing
Down
Feet
First
Fun
Glass

Helmet
High
Hold
Hurt
Jump
Play

Push
Railings
Rope
Safe
Scarves
Slide

Swing
Tummy
Turn
Up
Wait
Watch

Have Fun and Play Safe

Answer Key



Word Search List

Climbing

Down

Feet

First

Fun

Glass

Helmet

High

Hold

Hurt

Jump

Play

Push

Railings

Rope

Safe

Scarves

Slide

Swing

Tummy

Turn

Up

Wait

Watch

The Safety Spelling Song

Written by Leonora Teresa Cummings

Intro (spoken decrescendo to crescendo)
Have fun, play safe, have fun, play safe!
HAVE FUN, PLAY SAFE...on the playground .

Chorus We can have f-u-n FUN,
When we play s-a-f-e, (3x)
We can have f-u-n FUN,
When we play s-a-f-e, (2x)
When we play SAFE!

Verse 1 I will w-a-i-t, wait my turn, won't p-u-s-h, push, I will wait my turn.
I will s-l-i-d-e, slide feet down first. Won't go down on my tummy,
so I won't get hurt.

Chorus (Repeat from above)

Verse 2 I will h-o-l-d, hold, hold onto railings, when I'm climbing up, when
I'm climbing down.
I will h-o-l-d, hold, hold onto railings, won't jump from way up high...
I'll think, "SAFETY FIRST!"

Bridge SAFETY FIRST! SAFETY FIRST! WATCH FOR DANGER!
Moving swings, bottom of slides.
Broken things, glass that hides.
No strings, no scarves, no helmets, no ropes...
NO BARE FEET PLEASE!
SAFETY FIRST, SAFETY FIRST! WATCH FOR DANGER!

Chorus (Repeat from above)

Outro (spoken decrescendo to crescendo)
Have fun, play safe, have fun, play safe!
HAVE FUN, PLAY SAFE...on the playground.

The Safety Spelling Song

What did I learn?

1. What is the message in the song?
2. What words are spelled in the song?
3. How does the song tell us to play safely?
4. Why should you only slide feet first down a slide?
5. Are there any other things you can do to play safely?
6. When around swings that are being used, where should you walk? Why?
7. Make up your own safety song.

Have Fun and Play Safe

Child Pledge

I, _____ in Grade ____ promise to play safely at the playground. I will:

- Wait my turn.
- Not push.
- Slide feet down first.
- Hold onto railings.
- Watch for dangers.

Signature: _____

Parent / Guardian Pledge

I, _____ promise to keep you safe at the playground. I will:

- Teach you safety rules.
- Watch you closely.
- Look for dangers.

Signature: _____