

## END-OF-TRIP FACILITIES

### PARKING FACILITIES:

Simple precautions can prevent would-be thieves from stealing your bicycle. Be sure to always lock your bicycle securely, no matter how long you're going to leave it unattended.

There are many locations through-out Essex County that provide bicycle racks.

- Always lock your bike to something solid.
- Always buy the best lock you can afford.

### SHOWER FACILITIES:


Bike Commuter Memberships are available at Windsor Water World, Adie Knox Arena and Gino A. Marcus Community Centre for a small fee, which allows use of the change room and shower facilities.



For more information on cycling in Windsor: contact The Windsor Cycling Committee by phone at (519) 255-6211 or email [clerks@city.windsor.on.ca](mailto:clerks@city.windsor.on.ca).

## SAFETY TIPS

Always wear a bicycle helmet, ensuring that it is CSA, Snell or ANSI-approved.



While adults aren't required by law to wear a helmet, realize that you're a role model for children. Cyclists under the age of eighteen are required by law to wear a helmet when biking.

Make sure your bike is equipped with a sound device to communicate with others.

Wear reflective and/or bright clothing and use reflectors and lights when riding at night.

Obey all traffic signs and signals.



Stop before riding into the street from a drive-way or a laneway so motorists have time to see you.



Cross railroad tracks on a right angle to avoid getting your wheel caught.

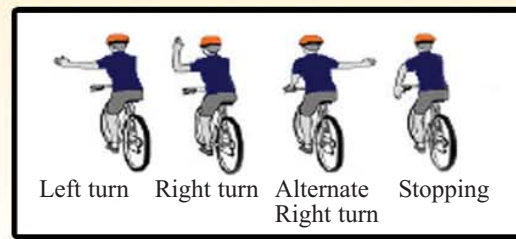
Beware of car doors opening or cars pulling out into traffic when riding in bike lanes next to parked cars.

Always carry a tool kit or spare tube.

Always ride defensively & stay alert.

Dress appropriately for the weather.

Always use hand signals.



REMEMBER BIKES ARE VEHICLES TOO!  
SAME ROADS, SAME RULES, SAME LAWS



# SHARE THE ROAD

## IT'S THE LAW!

Canada



## INTRODUCTION

Bikes are part of vehicular traffic, obeying the same laws and regulations as cars and trucks, and deserving the same rights and privileges as any motorist. Biking to work makes a strong, positive impact on your physical and financial health, as well as the health of your community.



## RULES OF THE ROAD

Cyclists have the same rights and responsibilities as other vehicles using the road. These responsibilities are defined under the Ontario Highway Traffic Act (HTA). Cyclists who follow the rules of the road are more likely to be treated like other vehicles and are also more likely to be seen by other road users. Motorists who respect a cyclist's right to ride on the street reduce conflicts between road users and vehicle collisions.

## CYCLING AND THE LAW

The following is a list of laws that cyclists must obey and the section(s) of the Ontario Highway Traffic Act (HTA) under which these rules fall.

**Helmets:** It is the law in Ontario for every cyclist under the age of eighteen to wear an approved bicycle helmet. (HTA 104)



A bicycle must have a bell or a horn. It should be used as a warning and also as a courtesy to alert pedestrians or other road and trail users of your approach. (HTA 75)

**Brakes:** A bicycle must have at least one brake system on the rear wheel. When these brakes are applied, the bike should skid on dry, level pavement. (HTA 64)

No passengers are allowed on a bicycle designed for one person. (HTA 178)

You must have a white front light and a red rear light or reflector on your bike if you ride 1/2 hour before sunset and 1/2 hour after sunrise or anytime visibility has been reduced. (HTA 62)

A cyclist must only ride in the designated direction on one-way streets. (HTA 153)

A cyclist must stop for pedestrians at crosswalks. A cyclist is not permitted to ride a bike in a pedestrian crosswalk or crossover, he or she must walk across with the bike. (HTA 140 and HTA 144)






A cyclist must identify himself or herself when stopped by the police for breaking any traffic laws and must give his or her correct name and address. (HTA 218)

A cyclist must stop for red lights (HTA 144) and stop signs (HTA 136) and comply with all other signs.







McMaster University (n.d.) *Cycling rules and regulations; provincial bike laws*. Retrieved on February 23, 2006, from <http://act.mcmaster.ca/cycling/rulesandregs.htm>

## TIPS FOR CYCLISTS

-  Be smart and ride defensively.
-  Communicate and be visible.
-  Obey all traffic laws and always wear a helmet.
-  Riding against traffic is unsafe.
-  Be alert for potential dangers.

## TIPS FOR MOTORISTS

-  A bicycle is a vehicle too.
-  Follow and pass at a safe distance.
-  Check behind you before you open a door into traffic (on either side).
-  Don't try to squeeze by a cyclist in a narrow lane.

